

Guaranteed Issue Whole Life (GIWL) ePlatform Self-registration



Congratulations on getting one step closer to distributing American General Life Insurance Company's (AGL) innovative GIWL final expense product. In order to benefit from the speed of GIWL's straight-through electronic sales process – you'll need to get registered either through our quick email process, or through our manual three-step registration.

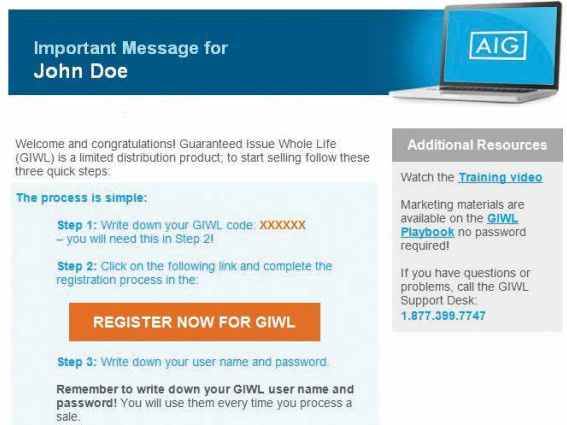
Self-registration Email

All new GIWL distribution partners will receive an email from AIG regarding GIWL registration (example to the right). **IMPORTANT:** Do not discard this email, it contains a special code needed for your registration.

Upon receipt, open your email and follow the quick steps listed, click the registration link, and you're done!

Manual Self-registration

In the event you cannot find your email or can't wait to receive it, follow the steps below. Be sure to pay careful attention to each step, as even small missteps can result in errors.



STEP 1 Determine your status

Already appointed with AIG?

- If you have your agent number – skip to **Step 3.**
- Can't find your agent number – skip to **Step 2B.**

Not appointed with AIG?

- Start with **Step 2A.**

STEP 2 Find your agent number, or have one assigned

A. Work with your agency or up-line to become appointed with AIG.

Once your appointment is complete, you'll receive an email from AIG with your "primary agent ID number" on it (this is separate from your actual "agent number" required for GIWL registration)

B. Go to <https://estationsecure.americangeneral.com> and register with your primary agent ID number for our producer business resource center: eStation - if you have not done so previously.

- If you have previously registered for eStation, then simply **LOG IN**
- For first-time users click **REGISTER**. Review this [Bulletin](#) for further assistance.

C. Once inside eStation, select "L&C" from the top horizontal menu and "Agent Lookup" from the resulting menu below.

D. You are now on the "Agent Lookup" page; look down to see a line titled "Agent #" and a drop-down list to the right of it.

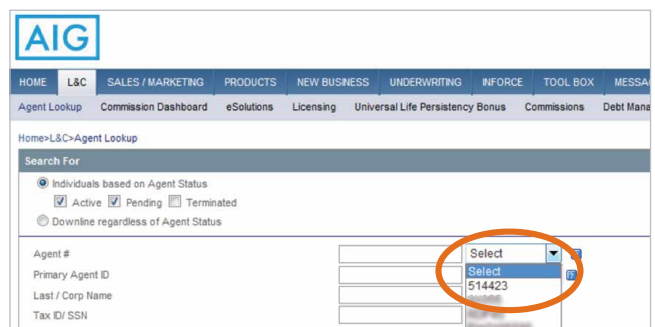
- If there is only one agent number in that field, then that is the agent number you should register with in the GIWL platform; please proceed to step three.
- If there are multiple agent numbers in the drop down list, then you need to click on each and review the results until you find one that matches the "Hierarchy" (up-line) you will sell GIWL through. Make sure your GIWL agency shows in the IMO line.



2B



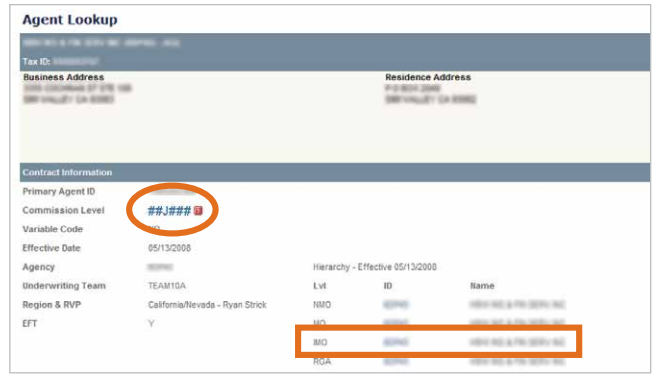
2C



2D

E. Unsure you found the correct agent number? Validate it by looking under the **Contract Information** section at the **Commission Level** field.

- The third character of your "Commission Level" should display a letter: ##J###. If it does not, then you need to select a different agent number.
- Confident you chose the correct agent number originally, but there was **NOT** a letter in the appropriate spot? Contact your agency and have a letter added to your Commission Level.


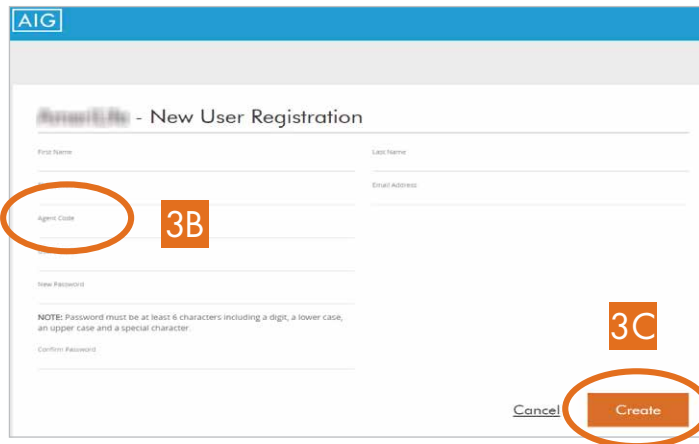


2E

STEP 3 Enroll on GIWL ePlatform

- Go to: www.aig.com/GIWLregister
- Enter your AIG "Agent #" from step two (remember this is not your primary agent ID) in the "Agent Code" field on the set up page, and fill out all other requested information.
- When complete, click **Create** and your agent code will be verified. Be sure to save your username and password in safe place you can easily access and remember.

- If you receive an error message regarding your agent code, please try another agent code, refer to Step 2 above to be sure you have the correct code, or contact your agency to validate your appointment.
- Once your profile is complete, return to your GIWL login page: www.aig.com/GIWL. Save this address or bookmark this page, as you will use it to process all of your GIWL sales. You will be required to login using the user name and password you just established.



Support Resources

- Questions about your appointment?** Contact your agency or up-line for assistance.
- Help finding your "Agent #" on eStation?** Contact the sales desk at: 1-877-399-7747



Policies issued by American General Life Insurance Company (AGL) Policy Form Numbers ICC15-15532, 15532; Rider Form Numbers, ICC15-15201, 15201, ICC15-15200, 15200. Issuing company AGL is responsible for financial obligations of insurance products and is a member of American International Group, Inc. (AIG). Guarantees are backed by the claims-paying ability of the issuing insurance company. AGL does not solicit business in the state of New York. Products may not be available in all states and product features may vary by state.